



Lawyers Title®



SAN BERNARDINO COUNTY

MARKET ACTIVITY & TRENDS

JANUARY 2024

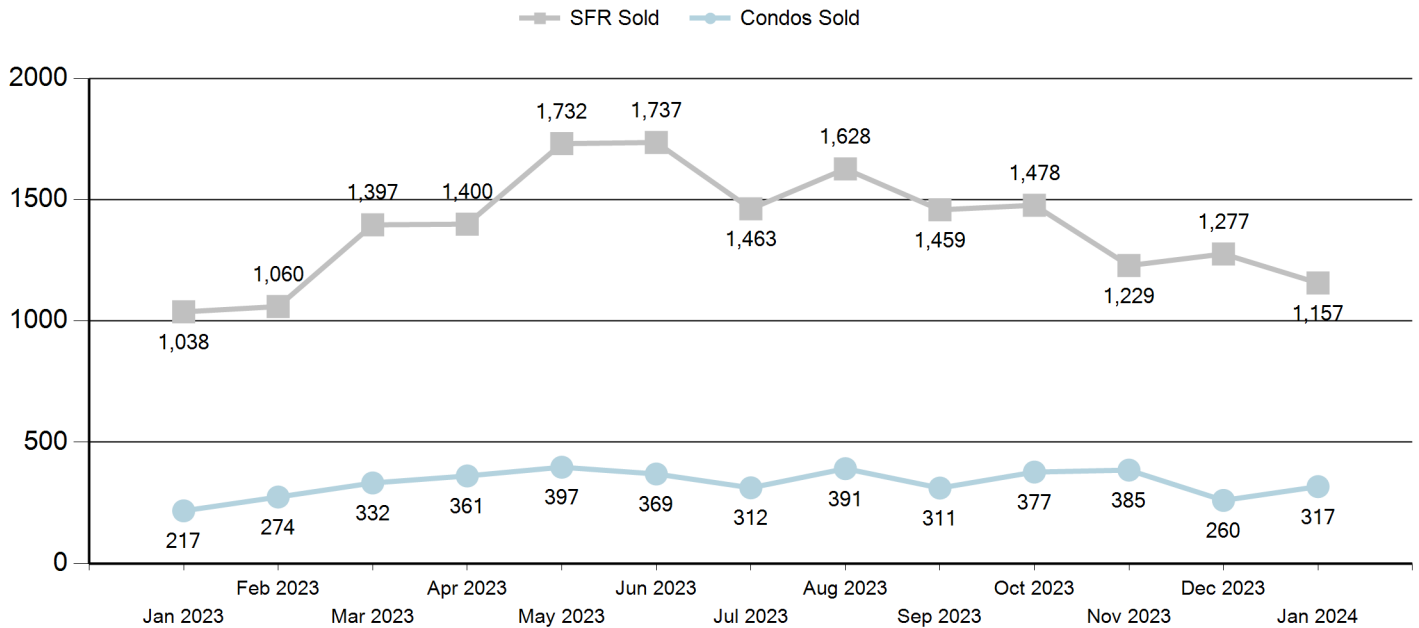
MARKET ACTIVITY & TRENDS

JANUARY 2024



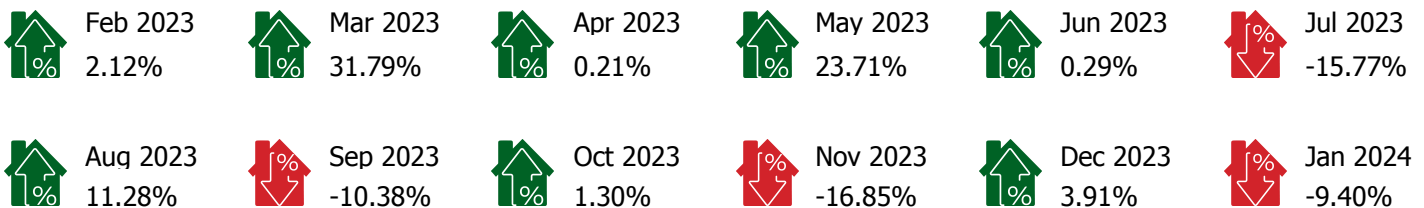
SFR & CONDO SALES

LAST 12 MONTHS

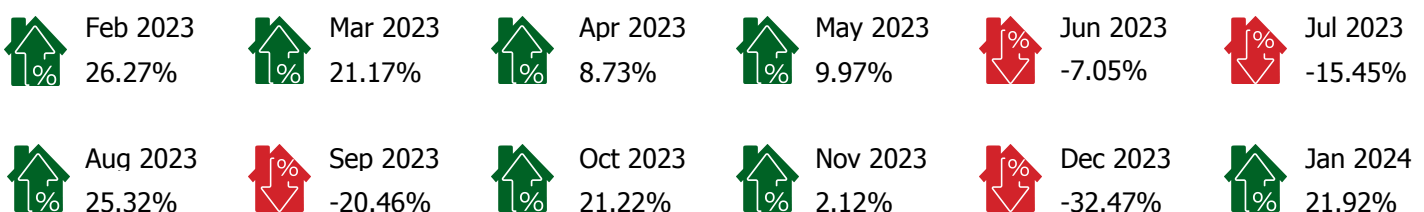


MONTH OVER MONTH TRENDS

SFR % Change



Condo % Change

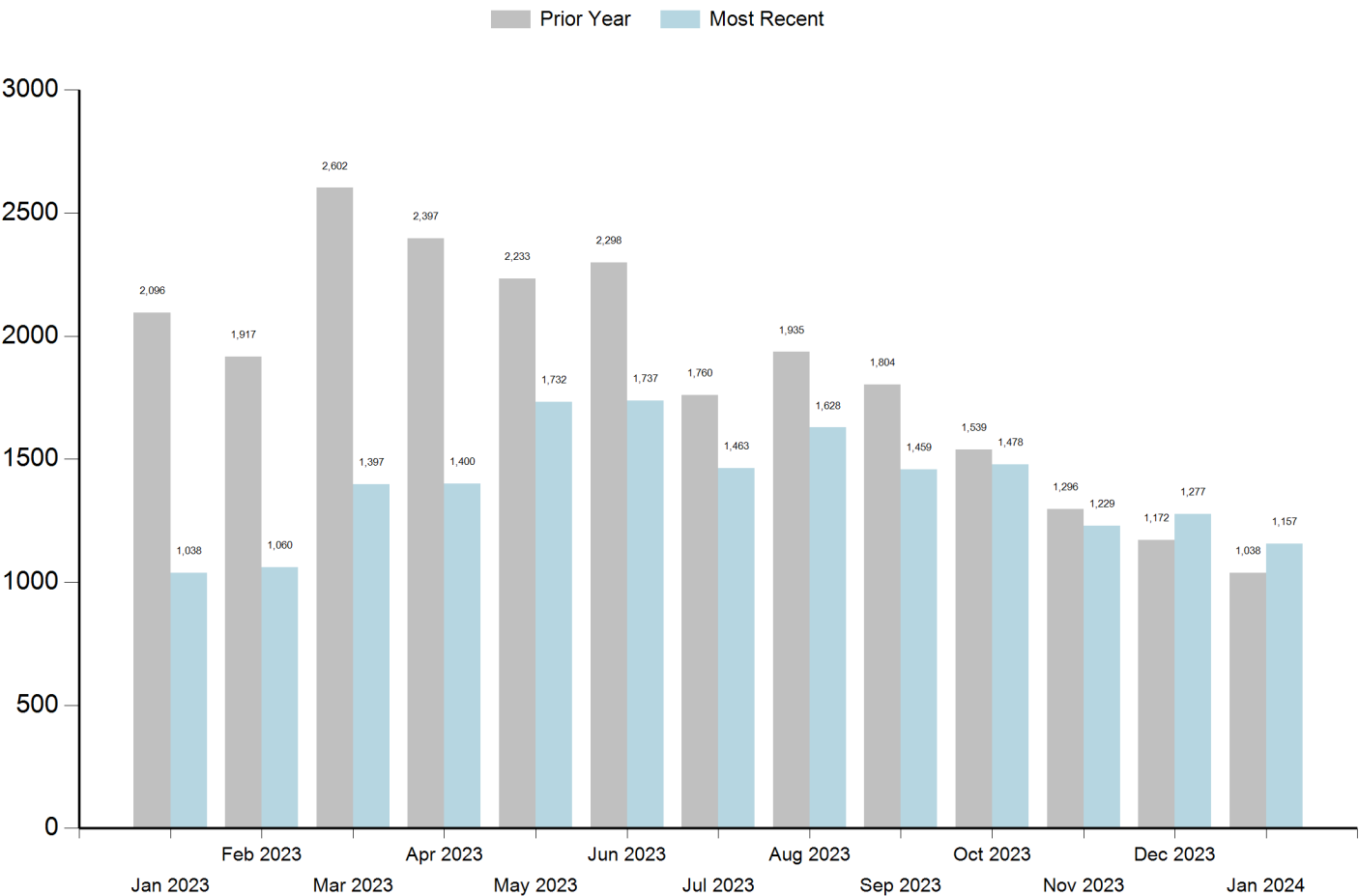


MARKET ACTIVITY & TRENDS

JANUARY 2024

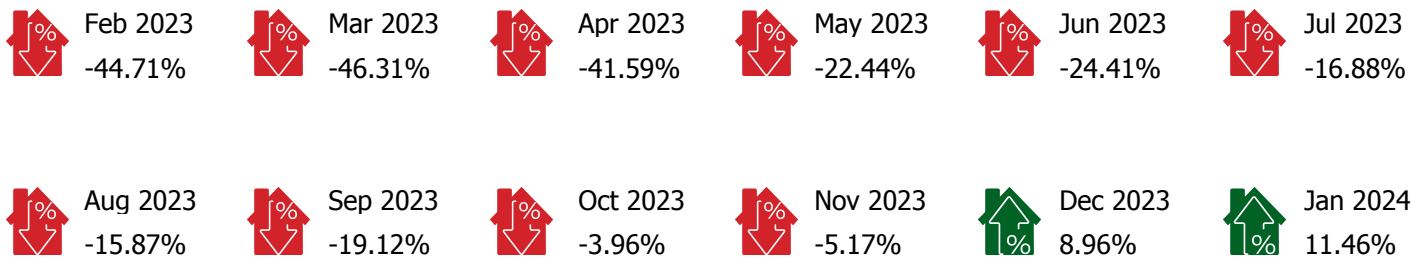


SFR YEAR OVER YEAR



SFR YEAR OVER YEAR TRENDS

SFR % Change

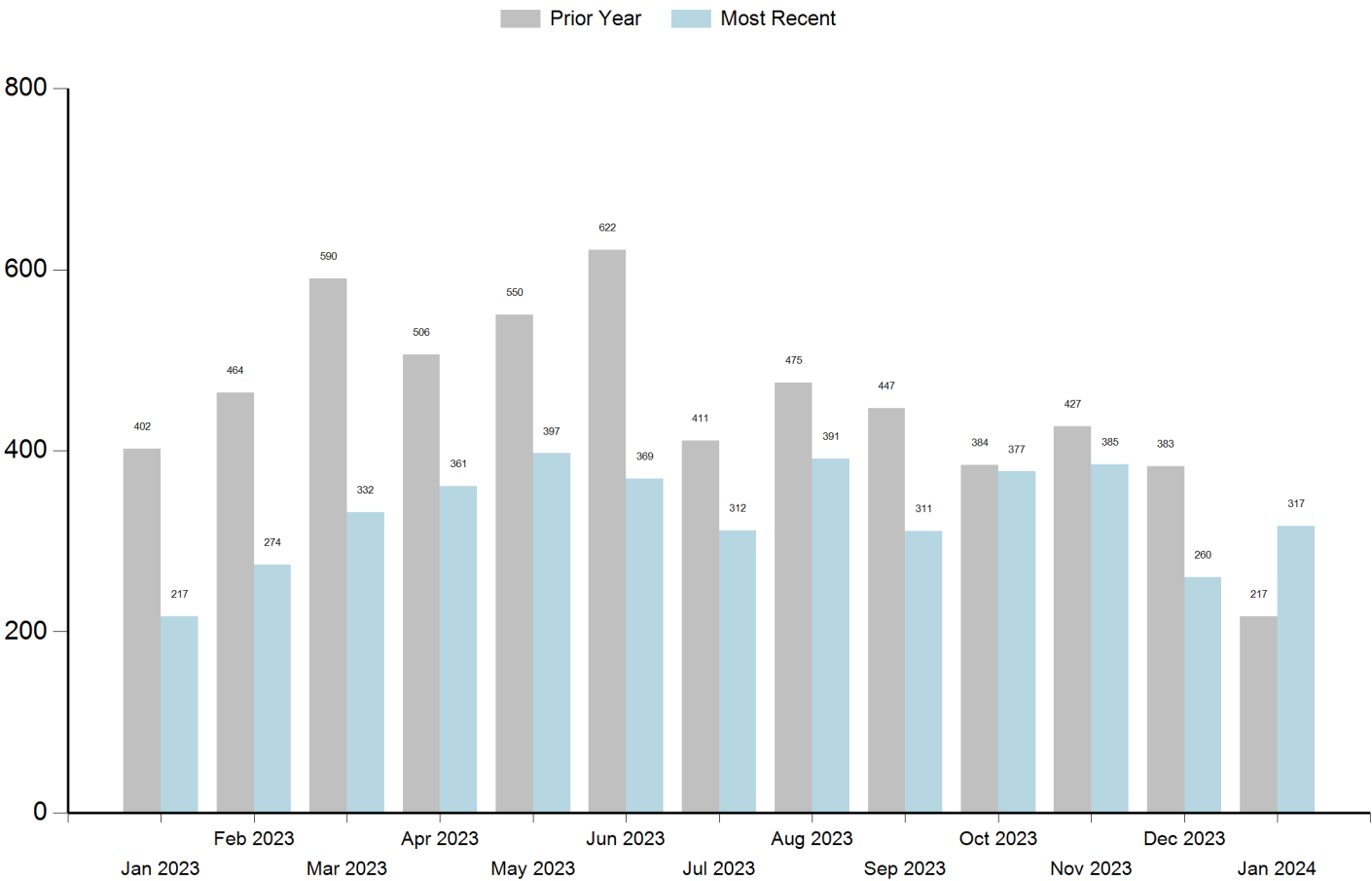


MARKET ACTIVITY & TRENDS

JANUARY 2024

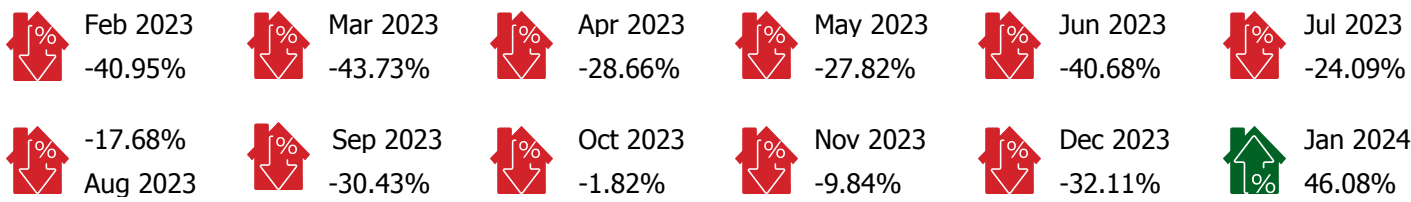


CONDO YEAR OVER YEAR



CONDO YEAR OVER YEAR TRENDS

CONDO % Change

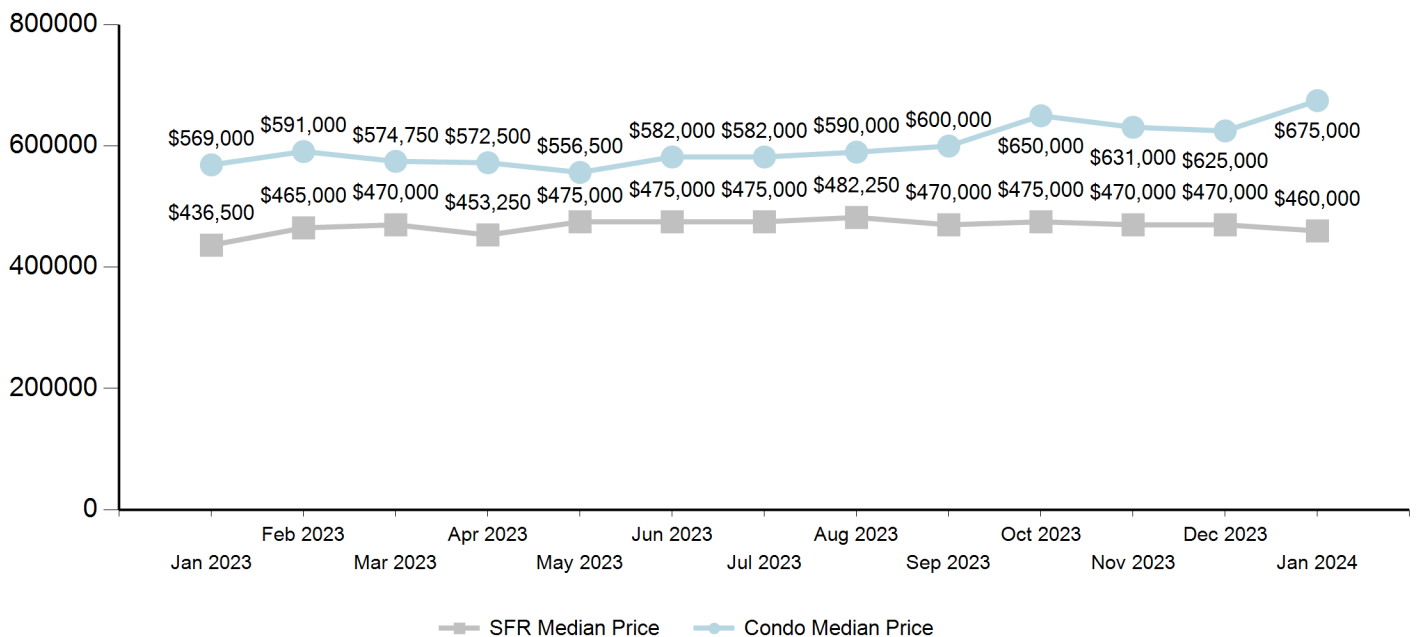


MARKET ACTIVITY & TRENDS

JANUARY 2024

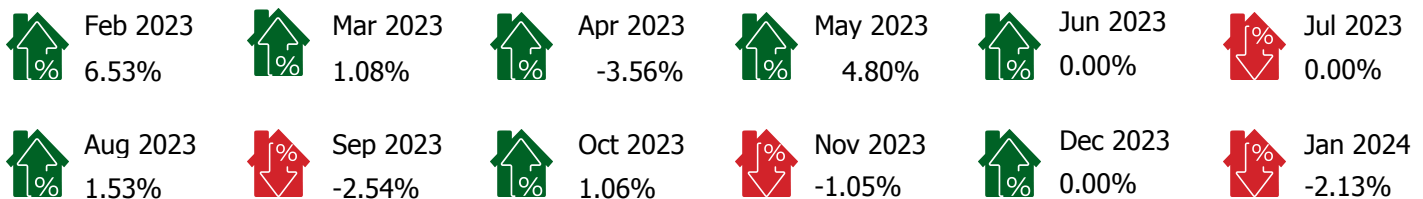


SFR & CONDO MEDIAN SALES PRICE LAST 12 MONTHS

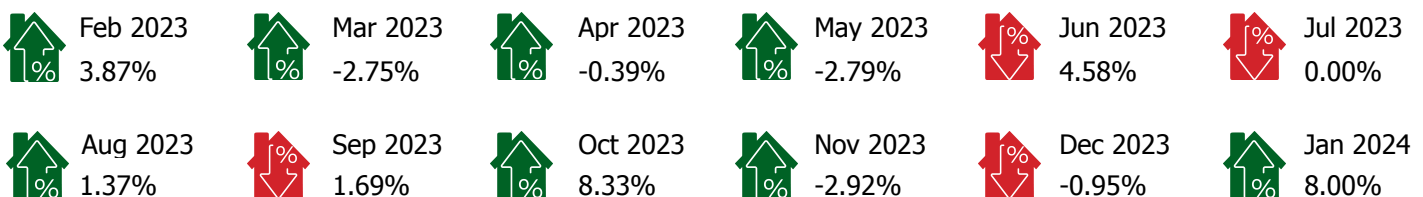


MONTH OVER MONTH TRENDS

SFR % Change



Condo % Change

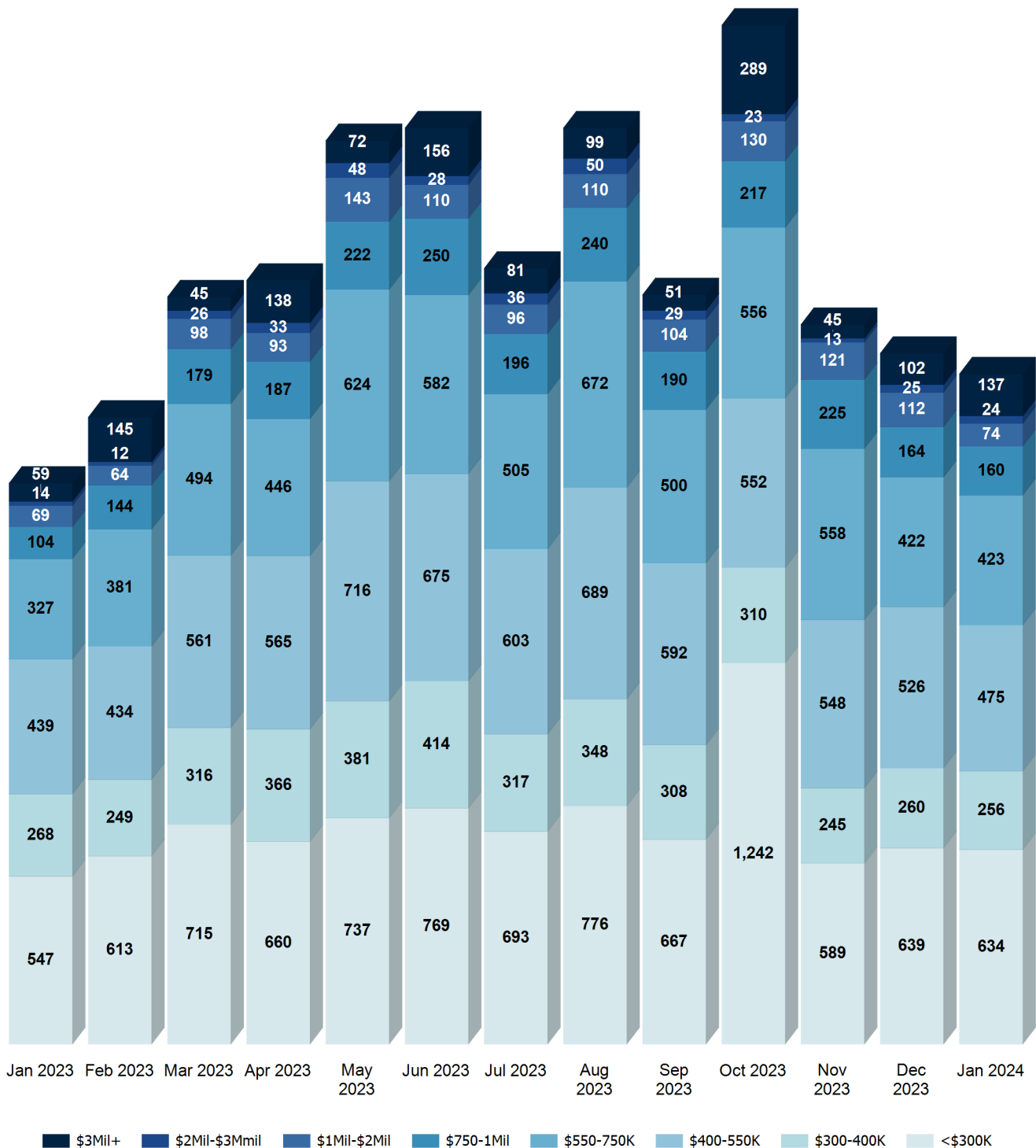


MARKET ACTIVITY & TRENDS

JANUARY 2024



SALES VALUE RANGES



MARKET ACTIVITY & TRENDS

JANUARY 2024



COMMUNITY NAME	ZIP CODE	SFR					Condos			
		SALES	SALES # % YOY	MEDIAN PRICE (\$1,000)	PRICE % YOY	MEDIAN \$/ Sq. Ft.	SALES	SALES # % YOY	MEDIAN PRICE (\$1,000)	PRICE % YOY
ADELANTO	92301	23	-28.78%	\$400	25.89%	\$280	0	-100.00%	\$0	0.00%
ALTA LOMA	91701	4	-27.91%	\$860	4.24%	\$476	0	-100.00%	\$0	0.00%
ALTA LOMA	91737	3	-7.14%	\$1,180	21.03%	\$379	0	0.00%	\$0	0.00%
ALTA LOMA TOTAL		7	-17.52%	\$1,020	12.63%	\$427	0	-100.00%		
ANGELUS OAKS	92305	5	8.00%	\$409	-11.09%	\$259	0	0.00%	\$0	0.00%
APPLE VALLEY	92307	46	-26.12%	\$429	7.25%	\$234	2	-83.33%	\$615	61.35%
APPLE VALLEY	92308	36	-26.51%	\$379	-5.38%	\$225	11	-6.42%	\$328	13.79%
APPLE VALLEY TOTAL		82	-26.32%	\$404	0.94%	\$229	13	-44.88%	\$471	37.57%
ARROWHEAD VILLAS	92352	7	-38.24%	\$420	1.69%	\$411	0	0.00%	\$0	0.00%
ARROWHEAD WOODS	92352	29	-23.73%	\$670	-16.35%	\$446	0	-54.35%	\$0	-100.00%
BARSTOW	92311	25	-22.83%	\$242	12.56%	\$190	0	-50.00%	\$0	0.00%
BIG BEAR CITY	92314	34	-36.24%	\$370	-12.53%	\$319	0	0.00%	\$0	-100.00%
BIG BEAR LAKE	92315	14	-28.87%	\$554	-7.67%	\$410	1	-40.82%	\$523	-15.04%
BLOOMINGTON	92316	13	-2.42%	\$470	-1.05%	\$368	0	0.00%	\$0	0.00%
BLUE JAY	92317	1	-41.67%	\$488	-18.67%	\$342	0	0.00%	\$0	0.00%
CEDAR GLEN	92321	1	-12.12%	\$210	-30.00%	\$434	0	-100.00%	\$0	0.00%
CEDARPINES PARK	92322	4	-30.14%	\$520	108.00%	\$660	0	0.00%	\$0	0.00%
CHINO	91708	4	-32.81%	\$745	6.28%	\$298	24	-46.76%	\$704	15.89%
CHINO	91710	19	-29.42%	\$760	4.25%	\$442	12	-20.77%	\$636	6.04%
CHINO TOTAL		23	-31.12%	\$753	5.26%	\$370	36	-33.76%	\$670	10.97%
CHINO HILLS	91709	25	-17.77%	\$970	11.49%	\$511	6	-15.65%	\$700	-0.71%
COLTON	92324	8	-28.11%	\$450	11.17%	\$331	4	18.46%	\$447	79.16%
CRESTLINE	92325	18	-33.86%	\$328	-17.61%	\$254	0	0.00%	\$0	0.00%
DAGGETT	92327	1	40.00%	\$300	2300.00%	\$441	0	0.00%	\$0	0.00%
FONTANA	92335	53	-26.10%	\$4	-99.27%	\$184	0	-30.91%	\$0	0.00%
FONTANA	92336	38	-25.11%	\$707	10.51%	\$313	68	-29.25%	\$2,336	285.80%
FONTANA	92337	11	-36.71%	\$565	4.63%	\$373	0	40.00%	\$0	-100.00%
FONTANA TOTAL		102	-29.31%	\$425	-28.05%	\$290	68	-6.72%	\$2,336	92.90%
FOREST FALLS	92339	1	-48.78%	\$485	102.54%	\$243	0	0.00%	\$0	0.00%
GRAND TERRACE	92313	9	-19.09%	\$600	34.83%	\$340	0	-16.00%	\$0	-100.00%
GRAND TERRACE	92324	1	-50.00%	\$515	0.00%	\$509	0	0.00%	\$0	0.00%
GRAND TERRACE TOTAL		10	-34.55%	\$558	34.83%	\$424	0	-16.00%		-100.00%
GREEN VALLEY LAKE	92341	5	-16.67%	\$339	-15.25%	\$365	0	0.00%	\$0	0.00%

		SFR					Condos			
COMMUNITY NAME	ZIP CODE	SALES	SALES # % YOY	MEDIAN PRICE (\$1,000)	PRICE % YOY	MEDIAN \$/ Sq. Ft.	SALES	SALES # % YOY	MEDIAN PRICE (\$1,000)	PRICE % YOY
HELENDALE	92342	13	-13.33%	\$365	8.15%	\$176	0	-36.84%	\$0	-100.00%
HESPERIA	92344	13	-16.58%	\$428	-2.17%	\$284	0	0.00%	\$0	0.00%
HESPERIA	92345	47	-23.89%	\$442	14.06%	\$266	0	0.00%	\$0	0.00%
HESPERIA TOTAL		60	-20.24%	\$435	5.95%	\$275	0			
HIGHLAND	92346	23	-19.86%	\$505	3.06%	\$307	24	-12.82%	\$787	31.56%
HINKLEY	92347	3	18.75%	\$90	44.00%	\$99	0	0.00%	\$0	0.00%
JOHNSON VALLEY	92285	1	-13.04%	\$189	-31.33%	\$231	0	0.00%	\$0	0.00%
JOSHUA TREE	92252	12	-27.89%	\$335	-2.90%	\$392	0	0.00%	\$0	0.00%
LAKE ARROWHEAD	92352	2	-45.95%	\$209	-57.47%	\$365	0	0.00%	\$0	0.00%
LANDERS	92285	4	-38.00%	\$326	73.54%	\$265	0	0.00%	\$0	0.00%
LOMA LINDA	92354	5	-31.73%	\$585	-7.87%	\$291	2	-45.05%	\$662	111.68%
LOMA LINDA	92373	2	12.50%	\$455	0.00%	\$371	0	-61.11%	\$0	0.00%
LOMA LINDA TOTAL		7	-9.62%	\$520	-7.87%	\$331	2	-53.08%	\$662	111.68%
LUCERNE VALLEY	92356	9	-26.28%	\$229	-15.19%	\$198	0	0.00%	\$0	0.00%
LYTLE CREEK	92358	1	-47.83%	\$180	-70.73%	\$185	0	0.00%	\$0	0.00%
MENTONE	92359	7	-10.14%	\$450	8.43%	\$382	0	-33.33%	\$0	-100.00%
MONTCLAIR	91763	12	-13.25%	\$594	-10.08%	\$415	2	-37.50%	\$527	2.33%
MOONRIDGE	92314	2	2.78%	\$453	-22.65%	\$273	0	0.00%	\$0	0.00%
MOONRIDGE	92315	11	-11.50%	\$615	36.67%	\$429	0	-44.44%	\$0	-100.00%
MOONRIDGE TOTAL		13	-4.36%	\$534	7.01%	\$351	0	-44.44%		-100.00%
MORONGO VALLEY	92256	1	-37.96%	\$253	-17.32%	\$183	0	0.00%	\$0	0.00%
NEEDLES	92363	2	-35.29%	\$71	-74.13%	\$189	0	0.00%	\$0	0.00%
NEWBERRY SPRINGS	92365	3	1.96%	\$99	52.31%	\$163	0	0.00%	\$0	0.00%
OAK GLEN	92399	1	-54.55%	\$825	0.00%	\$269	0	0.00%	\$0	0.00%
OAK HILLS	92344	6	-18.54%	\$637	42.83%	\$280	0	0.00%	\$0	0.00%
ONTARIO	91761	8	-30.41%	\$723	12.89%	\$1,366	47	-23.25%	\$677	14.45%
ONTARIO	91762	11	-26.64%	\$625	6.84%	\$394	49	-17.44%	\$661	10.81%
ONTARIO	91764	12	-7.31%	\$554	-3.65%	\$448	1	-11.34%	\$635	23.30%
ONTARIO TOTAL		31	-21.45%	\$634	5.36%	\$736	97	-17.34%	\$658	16.19%
ORO GRANDE	92368	1	-50.00%	\$70	-69.57%	\$123	0	0.00%	\$0	0.00%
PHELAN	92371	20	-19.56%	\$462	11.33%	\$234	0	0.00%	\$0	0.00%
PINON HILLS	92372	9	-21.14%	\$355	-12.78%	\$250	0	0.00%	\$0	0.00%
POMONA	91766	1	5.26%	\$580	-10.08%	\$565	0	0.00%	\$630	-5.69%
RANCHO CUCAMONGA	91701	6	-25.79%	\$833	14.83%	\$469	5	-39.34%	\$520	0.00%
RANCHO CUCAMONGA	91730	17	-25.23%	\$709	10.70%	\$426	8	-52.16%	\$577	11.72%
RANCHO CUCAMONGA	91737	6	-31.46%	\$961	-20.60%	\$365	2	-50.00%	\$472	22.47%
RANCHO CUCAMONGA	91739	9	-30.85%	\$810	1.25%	\$416	3	-24.39%	\$580	5.45%
RANCHO CUCAMONGA TOTAL		38	-28.33%	\$828	1.55%	\$419	18	-41.47%	\$537	13.22%

		SFR					Condos			
COMMUNITY NAME	ZIP CODE	SALES	SALES # % YOY	MEDIAN PRICE (\$1,000)	PRICE % YOY	MEDIAN \$/ Sq. Ft.	SALES	SALES # % YOY	MEDIAN PRICE (\$1,000)	PRICE % YOY
REDLANDS	92373	12	-20.31%	\$725	-1.36%	\$394	2	2.27%	\$463	0.00%
REDLANDS	92374	13	-32.24%	\$490	4.26%	\$365	2	-18.01%	\$570	32.44%
REDLANDS TOTAL		25	-26.28%	\$608	1.45%	\$379	4	-7.87%	\$516	32.44%
RIALTO	92376	28	-31.41%	\$495	-2.94%	\$334	13	-13.46%	\$586	6.61%
RIALTO	92377	13	51.13%	\$592	0.64%	\$548	6	2166.67%	\$568	0.00%
RIALTO TOTAL		41	9.86%	\$544	-1.15%	\$441	19	1076.60%	\$577	6.61%
RUNNING SPRINGS	92382	12	-24.58%	\$360	-4.00%	\$259	0	0.00%	\$0	0.00%
SAN BERNARDINO	92401	2	166.67%	\$124	0.00%	\$221	0	0.00%	\$0	0.00%
SAN BERNARDINO	92404	32	-10.64%	\$460	5.50%	\$337	3	-37.04%	\$100	-45.95%
SAN BERNARDINO	92405	13	-42.78%	\$385	-6.89%	\$368	5	-25.00%	\$295	12.17%
SAN BERNARDINO	92407	34	-24.45%	\$568	22.04%	\$447	0	-75.32%	\$0	-100.00%
SAN BERNARDINO	92408	4	-28.79%	\$438	212.86%	\$385	0	-38.46%	\$0	0.00%
SAN BERNARDINO	92410	9	-2.14%	\$400	0.00%	\$444	1	-33.33%	\$165	-38.89%
SAN BERNARDINO	92411	12	-18.06%	\$355	0.00%	\$353	0	0.00%	\$0	0.00%
SAN BERNARDINO TOTAL		106	5.69%	\$390	58.38%	\$365	9	-41.83%	\$187	-43.17%
SKYFOREST	92385	1	-53.33%	\$1,389	0.00%	\$529	0	0.00%	\$0	0.00%
SPRING VALLEY LAKE	92395	16	-25.41%	\$468	17.06%	\$234	2	-40.00%	\$250	0.00%
SUGARLOAF	92386	8	-42.86%	\$272	-29.03%	\$392	0	0.00%	\$0	0.00%
TRONA	93562	7	9.68%	\$40	-2.44%	\$39	0	0.00%	\$0	0.00%
TWENTYNINE PALMS	92277	19	-39.01%	\$240	-4.00%	\$195	0	-40.00%	\$0	-100.00%
TWIN PEAKS	92391	7	-36.36%	\$350	-4.76%	\$205	0	50.00%	\$0	0.00%
UPLAND	91784	11	-26.94%	\$1,045	15.47%	\$394	4	-57.47%	\$751	16.36%
UPLAND	91786	9	-31.46%	\$635	0.75%	\$488	10	55.63%	\$613	3.37%
UPLAND TOTAL		20	-29.20%	\$840	8.11%	\$441	14	-0.92%	\$682	9.86%
VICTORVILLE	92392	44	-27.13%	\$451	9.53%	\$336	1	-33.33%	\$488	0.00%
VICTORVILLE	92394	30	-24.04%	\$423	3.05%	\$261	0	-90.91%	\$0	0.00%
VICTORVILLE	92395	31	-27.62%	\$350	3.86%	\$229	1	-8.33%	\$195	-15.22%
VICTORVILLE TOTAL		105	-26.26%	\$408	5.48%	\$275	2	-44.19%	\$342	-15.22%
WRIGHTWOOD	92397	8	-26.60%	\$453	9.37%	\$304	0	0.00%	\$0	0.00%
YUCAIPA	92399	26	-26.66%	\$520	4.00%	\$346	8	-3.38%	\$550	25.00%
YUCCA VALLEY	92284	38	-26.73%	\$337	-3.71%	\$243	0	-75.00%	\$0	0.00%