



Lawyers Title®



VENTURA COUNTY

MARKET ACTIVITY & TRENDS

MARCH 2024

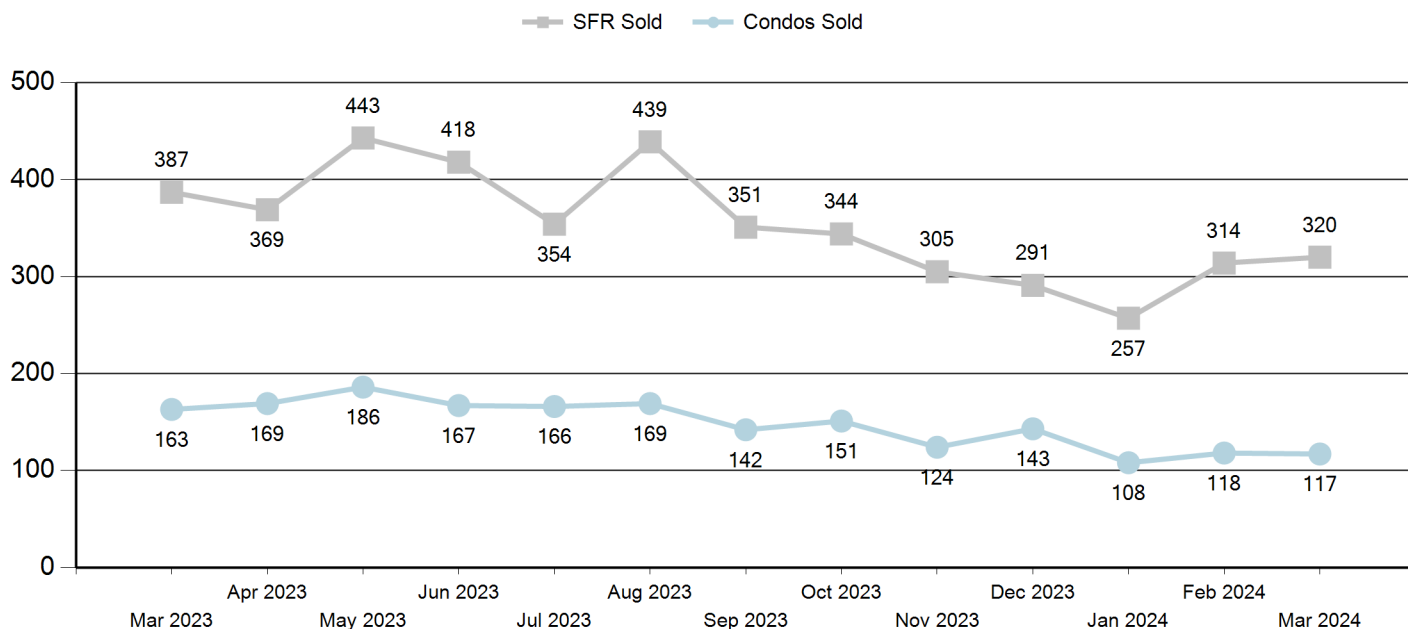
MARKET ACTIVITY & TRENDS



MARCH 2024


SFR & CONDO SALES

LAST 12 MONTHS

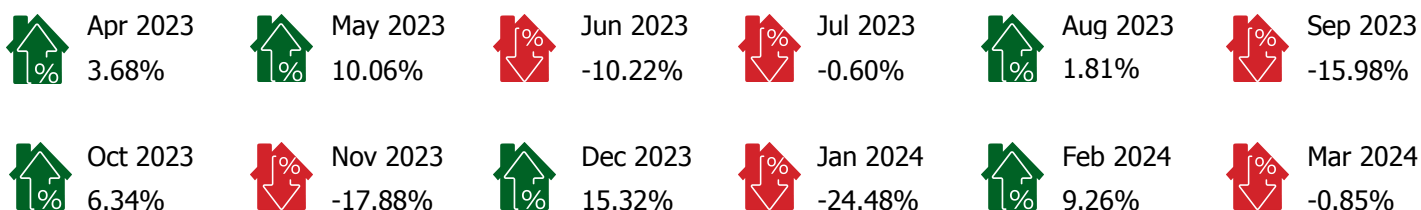


MONTH OVER MONTH TRENDS

SFR % Change



Condo % Change

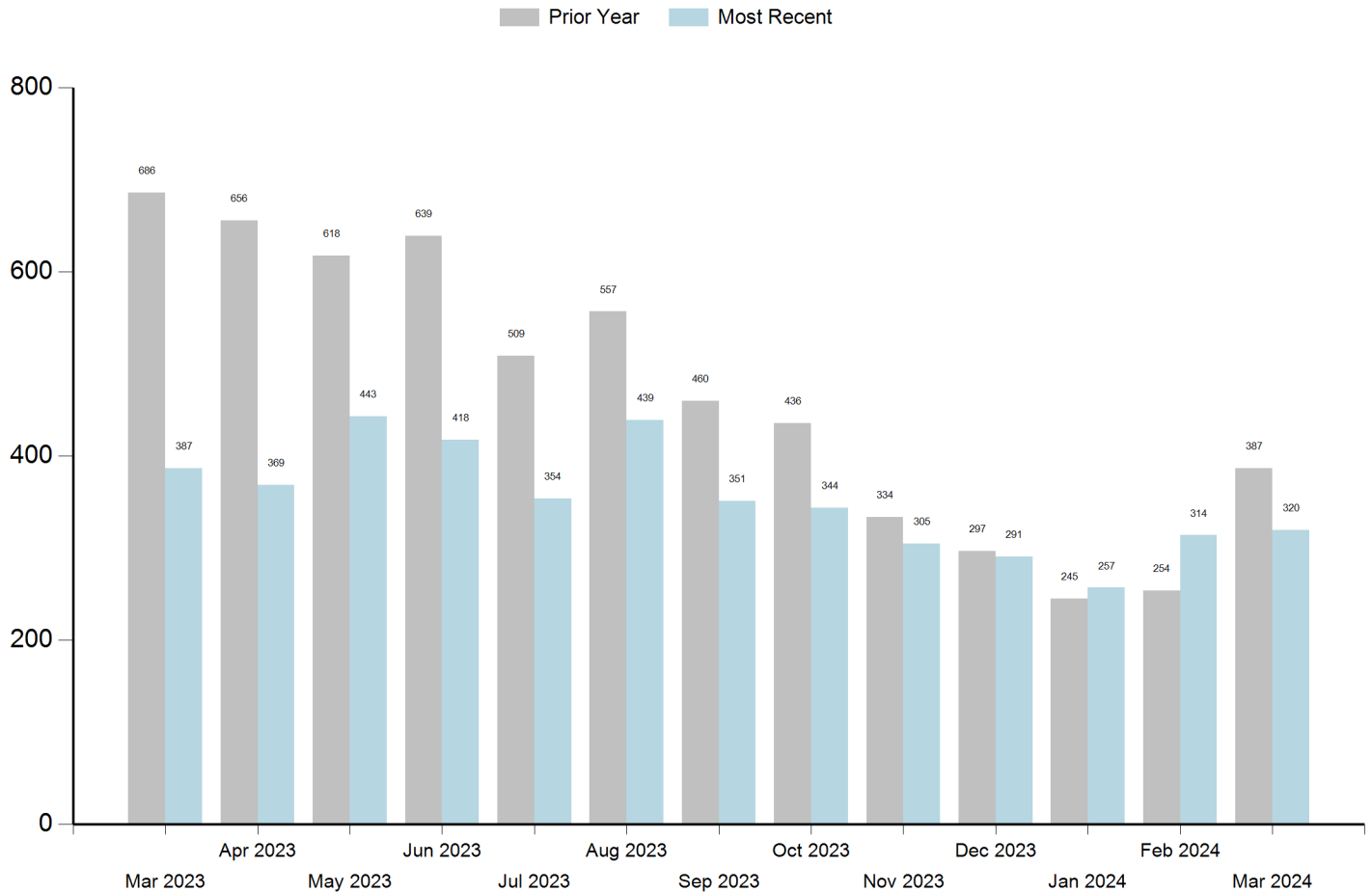


MARKET ACTIVITY & TRENDS



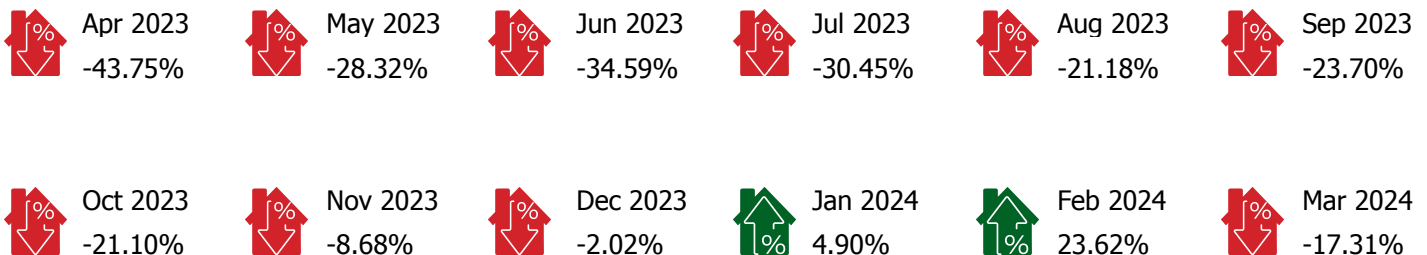
MARCH 2024

SFR YEAR OVER YEAR



SFR YEAR OVER YEAR TRENDS

SFR % Change



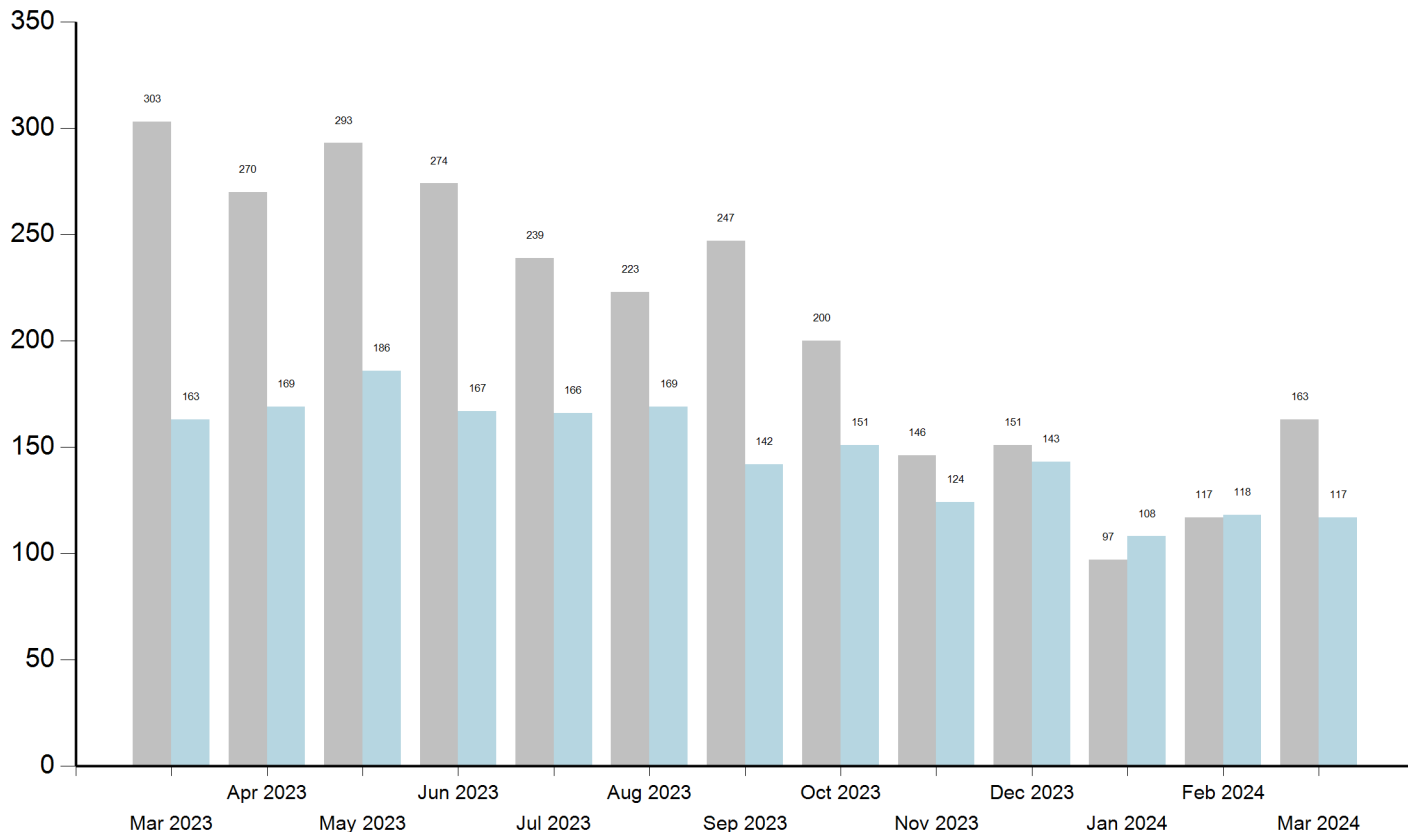
MARKET ACTIVITY & TRENDS



MARCH 2024

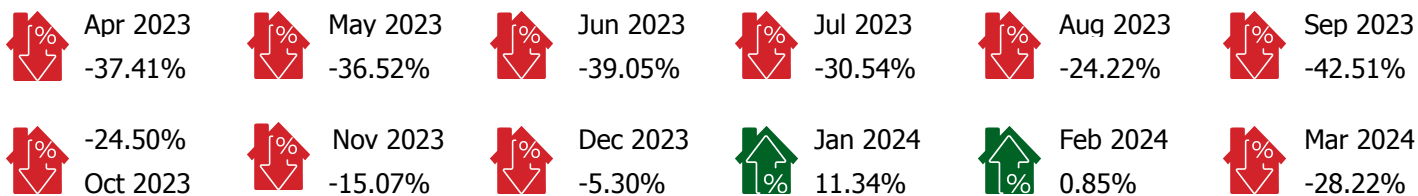
CONDO YEAR OVER YEAR

Prior Year Most Recent



CONDO YEAR OVER YEAR TRENDS

CONDO % Change

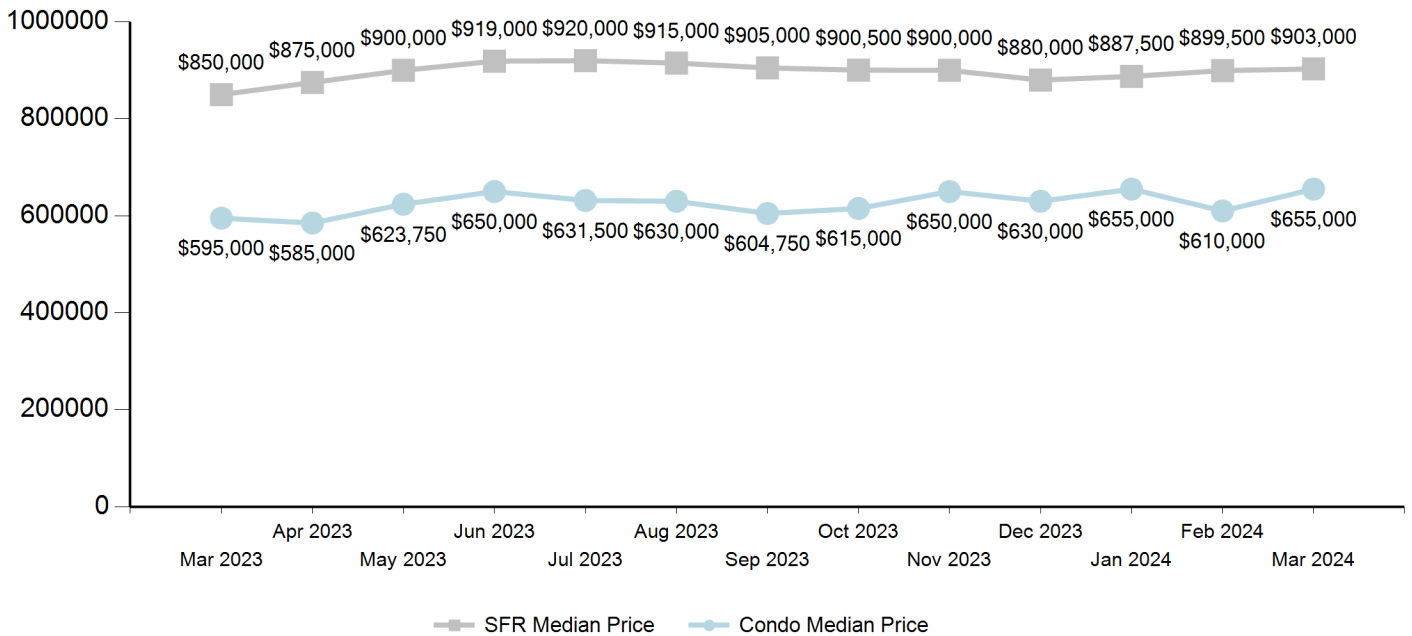


MARKET ACTIVITY & TRENDS



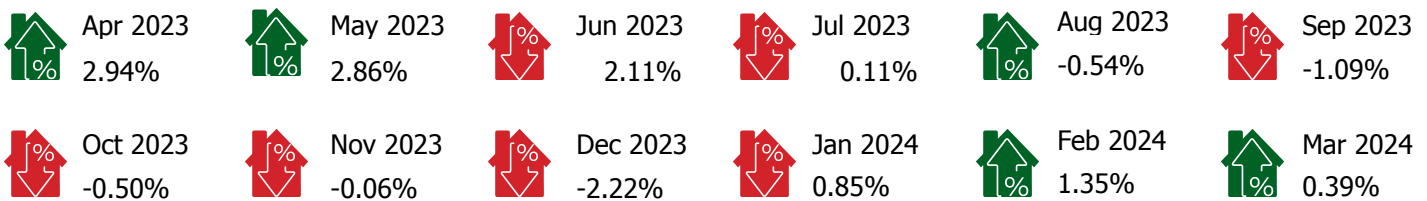
MARCH 2024

SFR & CONDO MEDIAN SALES PRICE LAST 12 MONTHS




MONTH OVER MONTH TRENDS

SFR % Change



Condo % Change

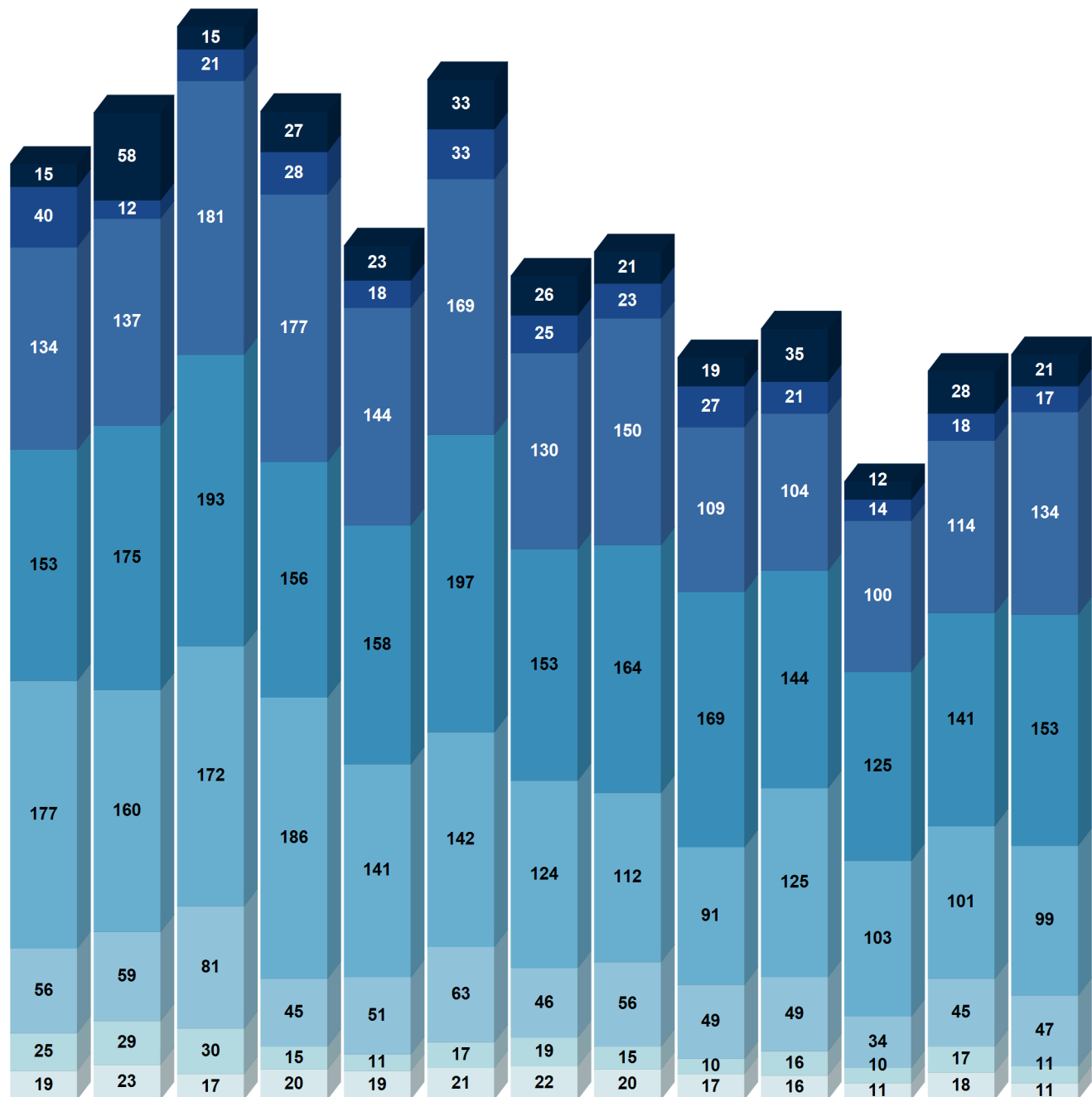


MARKET ACTIVITY & TRENDS



MARCH 2024

SALES VALUE RANGES



\$3Mil+
 \$2Mil-\$3Mil
 \$1Mil-\$2Mil
 \$750-1Mil
 \$550-750K
 \$400-550K
 \$300-400K
 <\$300K

MARKET ACTIVITY & TRENDS

MARCH 2024



COMMUNITY NAME	ZIP CODE	SFR					Condos			
		SALES	SALES # % YOY	MEDIAN PRICE (\$1,000)	PRICE % YOY	MEDIAN \$/ Sq. Ft.	SALES	SALES # % YOY	MEDIAN PRICE (\$1,000)	PRICE % YOY
BELL CANYON	91307	1	-3.33%	\$2,335	1.52%	\$683	0	-100.00%	\$0	0.00%
CAMARILLO	93010	21	-26.77%	\$895	15.78%	\$535	4	-27.78%	\$685	5.38%
CAMARILLO	93012	13	-34.12%	\$920	6.27%	\$488	9	-39.14%	\$665	5.56%
CAMARILLO TOTAL		34	-30.44%	\$908	11.02%	\$512	13	-33.46%	\$675	5.47%
CANOGA PARK	91304	1	0.00%	\$891	14.90%	\$418	0	0.00%	\$411	-0.18%
FILLMORE	93015	10	-20.00%	\$710	-10.24%	\$498	0	-43.06%	\$0	-100.00%
LAKE SHERWOOD	91361	3	17.65%	\$3,450	0.00%	\$797	0	-100.00%	\$0	0.00%
MOORPARK	93021	19	-23.73%	\$1,025	16.08%	\$493	6	-29.55%	\$613	3.38%
OAK PARK	91377	5	-14.74%	\$1,250	1.30%	\$562	4	-28.99%	\$745	20.16%
OAK VIEW	93022	4	-13.21%	\$716	-5.38%	\$626	0	0.00%	\$0	0.00%
OJAI	93023	17	-18.65%	\$1,320	38.22%	\$1,063	1	21.05%	\$400	-39.39%
OXNARD	93030	7	-35.11%	\$770	9.07%	\$421	1	-44.26%	\$800	80.59%
OXNARD	93033	8	-21.94%	\$670	4.44%	\$394	2	-39.39%	\$445	-1.11%
OXNARD	93035	11	-23.55%	\$925	-7.27%	\$589	12	-28.87%	\$860	-18.94%
OXNARD	93036	8	-35.64%	\$797	-21.79%	\$460	7	-43.71%	\$747	9.05%
OXNARD TOTAL		34	-29.06%	\$791	-3.89%	\$466	22	-39.06%	\$713	17.40%
PORT HUENEME	93041	2	-12.90%	\$689	3.73%	\$472	7	-22.12%	\$506	1.20%
SANTA PAULA	93060	10	-30.81%	\$678	20.55%	\$458	2	-54.12%	\$548	52.93%
SANTA ROSA VALLEY	93012	4	-16.98%	\$1,800	15.35%	\$637	0	0.00%	\$0	0.00%
SIMI VALLEY	93063	32	-28.85%	\$855	15.54%	\$524	4	-20.15%	\$1,249	198.68%
SIMI VALLEY	93065	37	-18.89%	\$820	1.55%	\$486	11	-40.00%	\$468	-23.28%
SIMI VALLEY TOTAL		69	-23.87%	\$838	8.54%	\$505	15	-30.07%	\$858	87.70%
THOUSAND OAKS	91320	21	-45.01%	\$1,195	-8.08%	\$555	4	-31.43%	\$719	20.76%
THOUSAND OAKS	91360	24	-19.25%	\$1,062	6.20%	\$562	7	-11.54%	\$760	13.43%
THOUSAND OAKS	91361	2	-23.81%	\$3,575	240.43%	\$819	1	5.26%	\$580	-8.66%
THOUSAND OAKS	91362	9	-29.22%	\$1,350	13.21%	\$543	7	-18.35%	\$499	-37.55%
THOUSAND OAKS TOTAL		56	-29.32%	\$1,795	62.94%	\$620	19	-14.01%	\$639	-3.00%
VENTURA	93001	13	-32.29%	\$1,169	47.97%	\$1,069	4	-21.74%	\$805	49.77%
VENTURA	93003	17	-27.79%	\$825	-5.06%	\$535	7	-41.76%	\$550	15.06%
VENTURA	93004	11	-27.20%	\$920	20.42%	\$424	4	14.29%	\$523	-13.28%
VENTURA TOTAL		41	-29.09%	\$971	21.11%	\$676	15	-16.40%	\$626	17.18%
WESTLAKE VILLAGE	91361	7	24.36%	\$1,368	9.69%	\$584	5	-6.45%	\$1,248	27.62%
WESTLAKE VILLAGE	91362	3	-22.41%	\$2,898	45.09%	\$627	5	-25.61%	\$856	15.71%

WESTLAKE VILLAGE TOTAL	10	0.97%	\$2,133	27.39%	\$606	10	-16.03%	\$1,052	21.67%
------------------------	----	-------	---------	--------	-------	----	---------	---------	--------